



Wilmslow Wells for Africa

Treasurers Report

2024

Cumulative figures

Since formation in mid 80's

- Total raised £1,707,253
- Running costs £13,131
- Available to spend £1,694,122 (99.2%)
- Spent to date £1,678,500 on over 340 discrete projects

Balance sheet

- Cash at year end £15,095
 - Includes Gardens Day income received in late June/July
- Small inventory of textiles & books
- £21,398 on new projects since the year end

Process for approving expenditure

- We will not engage in serious discussions if we do not have the money
- We will not agree to fund until we are satisfied with the viability of the project and the bona fides of the applicant
- A typical project can take between 3 and 6 months to be approved

Income and expenditure

| | 2023/2024 | 2022/2023 |
|---------------------|---------------|---------------|
| | £ | £ |
| Donations | 35,473 | 44,859 |
| Fund raising events | 44,102 | 25,060 |
| Gift aid reclaimed | <u>4,036</u> | <u>2,484</u> |
| | 83,611 | 72,403 |
| Less costs incurred | <u>(501)</u> | <u>(345)</u> |
| Total | <u>83,110</u> | <u>72,058</u> |

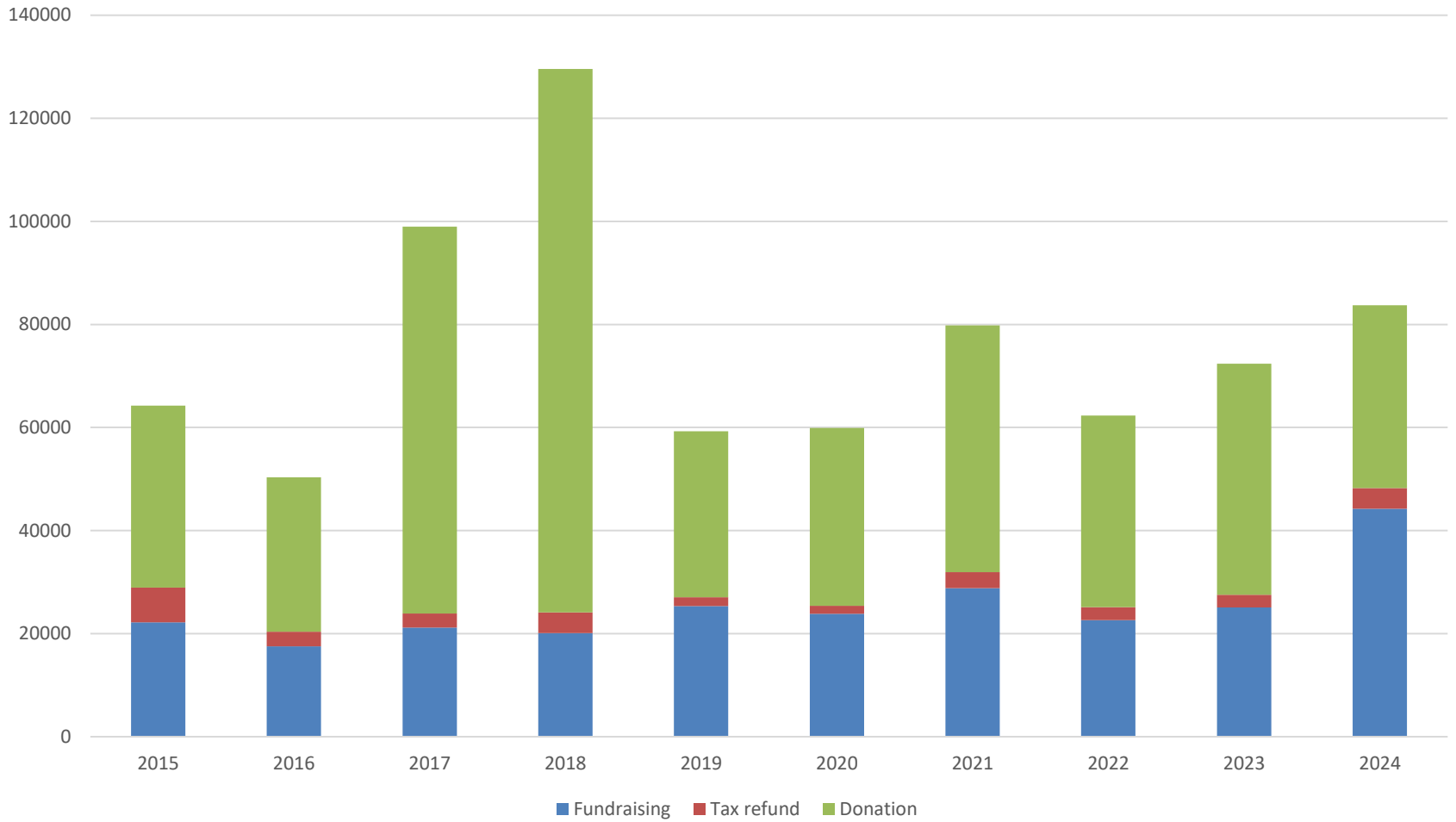
Donations

| | 2023/2024 | 2022/2023 |
|------------------------------|---------------|---------------|
| | £ | £ |
| Legacies and gifts in memory | 212 | 8,583 |
| Amazon | - | 132 |
| Barnby Choir | - | 180 |
| Highway One | 5,000 | 5,000 |
| Mulchand Foundation | 8,481 | - |
| Wilmslow Methodist Church | 336 | 550 |
| Cost of booklet | 550 | - |
| General donations | <u>20,894</u> | <u>30,414</u> |
| | <u>35,473</u> | <u>44,859</u> |

Fund raising events

| | 2023/2024 | 2022/2023 |
|--------------------------|---------------|---------------|
| | £ | £ |
| Gardens Day | 17,699 | 19,246 |
| Souperdays | 2,688 | 2,560 |
| Bridge Drive | 1,426 | 2,497 |
| Christmas and gift cards | 725 | 757 |
| Barnby Concert | 1,108 | - |
| Wells Challenge | <u>20,456</u> | = |
| | <u>44,102</u> | <u>25,060</u> |

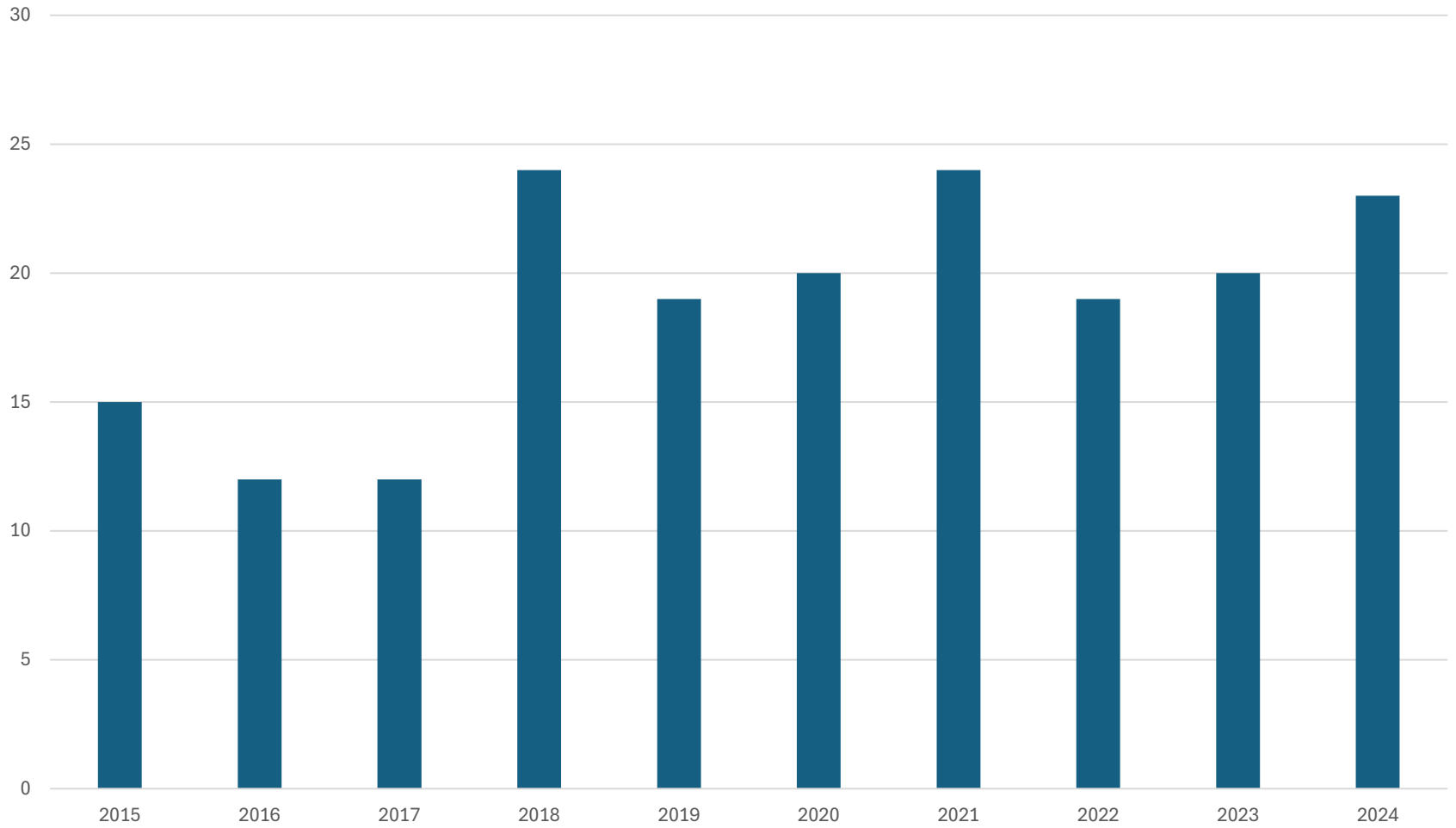
Annual Income



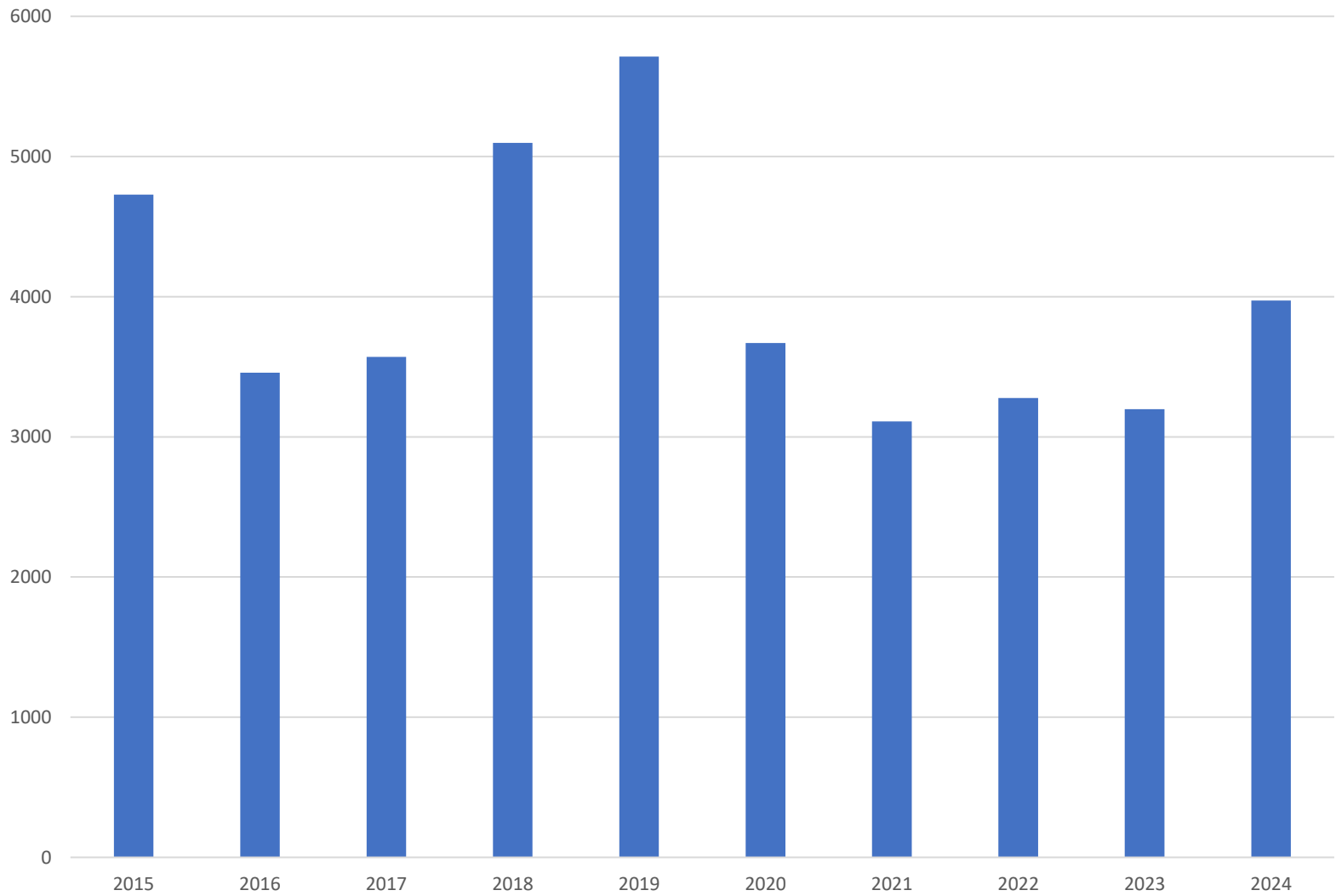
Project spend

| | | Projects | Spend |
|-------------|--|-----------|---------------|
| | | Number | £ |
| Uganda | | 11 | 53,290 |
| Malawi | | 5 | 15,166 |
| Tanzania | | 3 | 12,820 |
| Rwanda | | 1 | 2,300 |
| Kenya | | 1 | 2,200 |
| Ghana | | 1 | 4,000 |
| South Sudan | | <u>1</u> | <u>1,600</u> |
| | | <u>23</u> | <u>91,376</u> |

Number of Projects



Average size of projects



- We calculate that the projects we undertook in 2023/24 have helped about 39,000 people gain access to clean water or sanitation facilities.
- On this basis, since the Charity was formed, we estimate that we have helped provide over 680,000 people with clean water at an average cost of £2.48 per head – less than the cost of a cup of coffee, a supermarket sandwich or a Big Mac
- Readily accessible clean water and sanitation improves health, allows access to education and improves safety, particularly for young females